

# Scenic

## Minimal Sliding Door

by Skyglaze Ltd



Architectural Glazing Specialists

# Less is more

## Skyglaze Scenic Minimal Sliding Door

### THE GREATNESS OF MINIMALISM

Skyglaze brings you the **Skyglaze Scenic** Minimal Sliding Door, a new sliding door of minimalist design which can cover large spaces, allowing maximum transparency with minimum visible aluminium sections.

The **Skyglaze Scenic** Minimal Sliding Door allows sash dimensions of up to 4 metres wide or high, enabling combinations of up to 6 sashes and meeting at a 90° corner without a mullion.

**Skyglaze Scenic** Minimal Sliding Door has a visible section of just 25mm interlocks and the possibility to totally hide the bottom, side and top frames.

### TECHNICAL CAPABILITIES

The **Skyglaze Scenic** Minimal Sliding Door has the option of motorised operation, carrying weights of up to 700 kg/sash.

With the bearings located in the frame, the sash has a double reinforced stainless steel rail that allows the system to glide effortlessly and is the best in its class.

The **Skyglaze Scenic** Minimal Sliding Door has a multi-point locking system and can be supplied with or without a key.

25mm visible section .....



..... Larger glazing capacity up to 54mm







Skyglaze Scenic

## The Ultimate Minimal Sliding Door

### HIGH PERFORMANCE

The **Skyglaze Scenic** Minimal Sliding Door system with thermal break, has a glazing capacity which allows reaching optimal thermal and acoustic performance, with best in class weather performance.

*Air Permeability up to Class 4A*  
*Wind Resistance up to Class B2*  
*Watertightness up to Class 9A*  
*Glazing Capacity up to 54 mm*



### ENERGY EFFICIENCY

*Uw from 0.83 W/m²K*

With high thermal insulation, **Skyglaze Scenic** Minimal Sliding Door provides comfort indoors by enabling efficient climate control.

### ACOUSTIC ISOLATION

*Up to 43 dB*

The high acoustic performance of the **Skyglaze Scenic** Minimal Sliding Door system comprises some of the best acoustic properties in its class.

### SECURITY

*RC2 Burglar Resistance*

The **Skyglaze Scenic** Minimal Sliding Door system is certified up to RC2 Burglar Resistance.



[www.skyglaze.co.uk](http://www.skyglaze.co.uk)






Skyglaze Scenic

## Corner Opening Sliding Doors

### THE BEAUTY OF OPEN CORNERS

The **Skyglaze Scenic** Minimal Sliding Door system can be configured with the option of corner opening, offering the flexibility of no fixed corner mullion, leaving a beautiful and unusual open space.



# Scenic

by Skyglaze Ltd

## The Minimal Sliding Door with Maximum Features

### LARGE DIMENSIONS

Up to 4 metres height or width

### CENTRAL INTERLOCK

Only 25 mm

### LARGER GLAZING CAPACITY

Up to 54 mm sealed unit

### WEIGHT CAPACITY/SASH

Up to 700 KG / MOTORISED

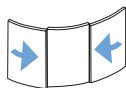
Up to 400 KG / MANUAL

### SPECIALIST SOLUTIONS

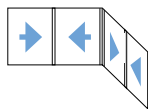
Curved Doors and Open Corners



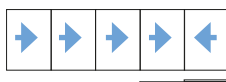
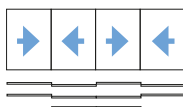
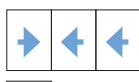
Skyglaze Scenic  
Door Opening Types



CURVED OPENING



CORNER OPENING



MINIMAL SLIDING DOOR



Specification Contact

Call: 0800 980 0660

[skyglaze@venturiuk.com](mailto:skyglaze@venturiuk.com)

SLIM SLIDING DOORS

BI FOLDING DOORS • HERITAGE SYSTEM  
WINDOW SYSTEMS • ROOFLIGHTS